

Ambient Light Sensors (SFH3410, SFH3710).

Application Note

Introduction

Osram OS has developed the SFH 3710 and SFH 3410 as low cost ambient light sensors. Both devices are Silicon Phototransistors in small and flat SMT packages.

Applications for ambient light sensors

Ambient light sensors are designed to detect brightness in the same way as human eyes do. They are used wherever the settings of a system have to be adjusted to the ambient light conditions as perceived by humans:

- Saving battery power
These sensors provide low cost power saving solutions for hand-held electronic devices such as PDAs, mobile phones and notebook PCs. Nearly all LCD displays and keypads have backlighting. Studies have shown that backlighting is only required about 40% of the time. If you have a way to automatically adjust (auto dimming) the backlighting to be on only when you need it you can have considerable power savings. This is welcome news for battery powered devices.
- Automatic dimming of flat panel displays such as LCD screens to maintain the same display appearance under all lighting conditions from twilight to bright sunlight.
- Automatic dimming of instruments in automobiles to ensure reliable visibility under all circumstances

Basic facts about ambient light sensing

Brightness

Brightness is a term that describes how intense a light source is perceived by the human eye. Brightness is measured in the units called "LUX".

Light sources with the same LUX level appear at the same brightness to the human eye. **Tab. 1.0** below shows the brightness (LUX measurement) of some everyday light sources.

Light source	Illuminance [Lux]
candle (1m(3 ft) distance)	1
street light	20
office desk lighting	750
overcast day	3000
overcast sunny day	20 000
direct sunlight	100 000

Tab. 1 Lux measurement of every day light sources.

Spectral Sensitivity.

Spectral Sensitivity relates to where on the light spectrum the sensor is most effective. Standard silicon phototransistors have a spectral response ranging from 1100nm right down to 350nm with the peak sensitivity around 900nm. The new OSRAM OS ambient light sensors have a spectral response ranging from 1100nm right down to 350nm but with the peak sensitivity around 580nm. This peak is very similar to the human eye spectral sensitivity. The graph in **figure 1** shows the spectral sensitivity of a silicon phototransistor, an ambient light sensor and the human eye (V-lambda curve).

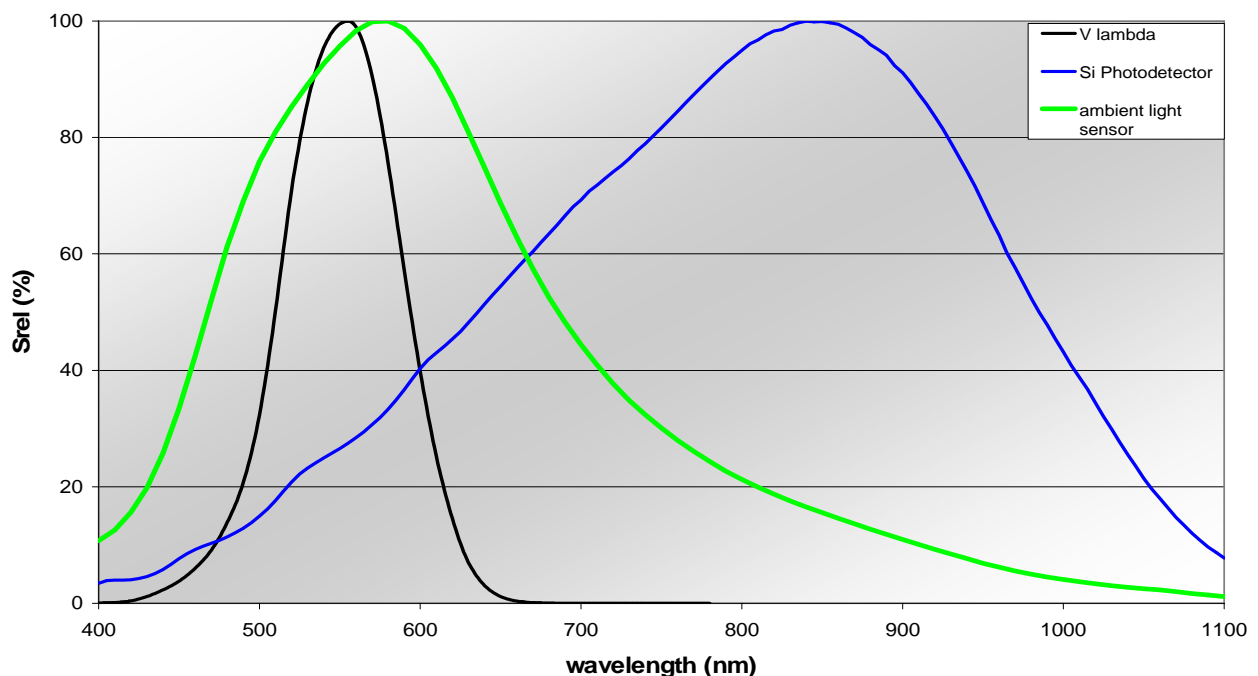


Figure 1 Spectral sensitivity of different detectors compared to the human eye (V lambda).

Ambient Light Sensors versus standard Silicon detectors.

Every light source emits both visible and IR light.

Different light sources can have similar visible brightness (LUX) but different IR emissions. (Figure 2)

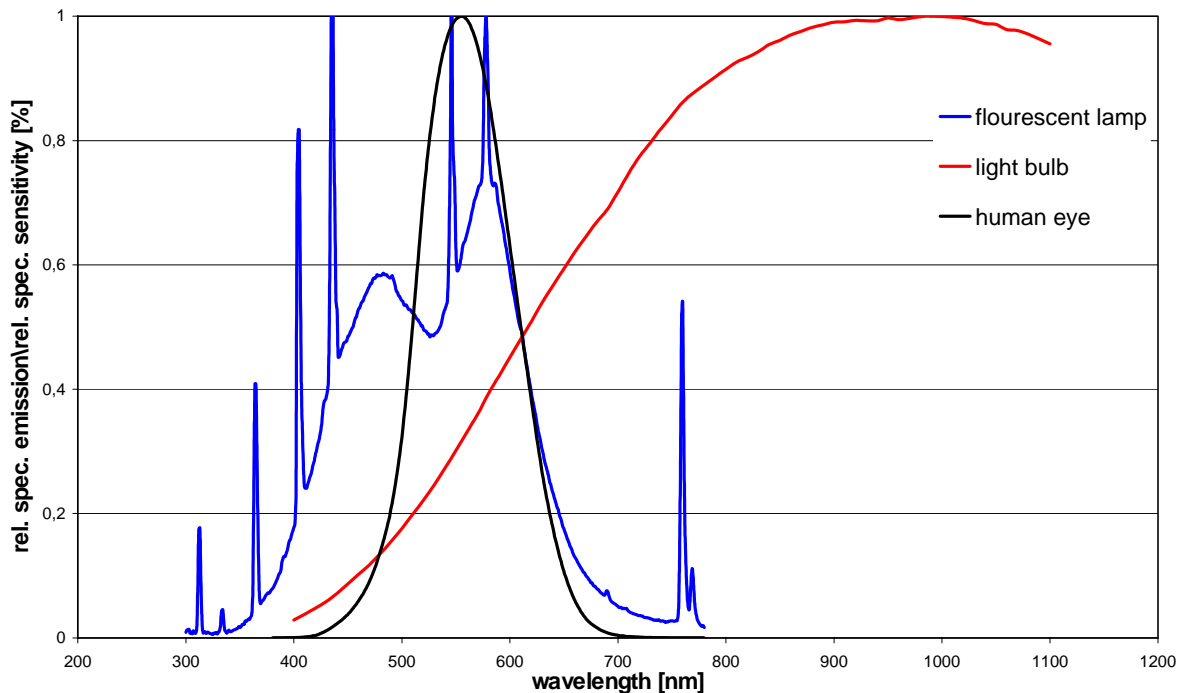


Figure 2 spectral emission of different light sources compared to the spectral sensitivity of human eyes (V_{λ})

Using silicon photo detectors that measure mostly IR emissions (peak sensitivity at 880nm) can give you a false reading as to what the real Ambient Visible conditions are.

In other words, for light sources with a high contribution of IR light, the signal received by a silicon detector would suggest a much brighter situation than our eyes actually see.

Figure 3 shows the different signals a silicon detector yields for different light sources compared to the signals that a “human eye like” detector would see. Hence using a lighting controlled by such sensors will not resemble the optimum brightness as felt by humans. To establish a more suitable dimming or lighting control, it is essential to find a sensor which emulates human eyes as closely as possible.

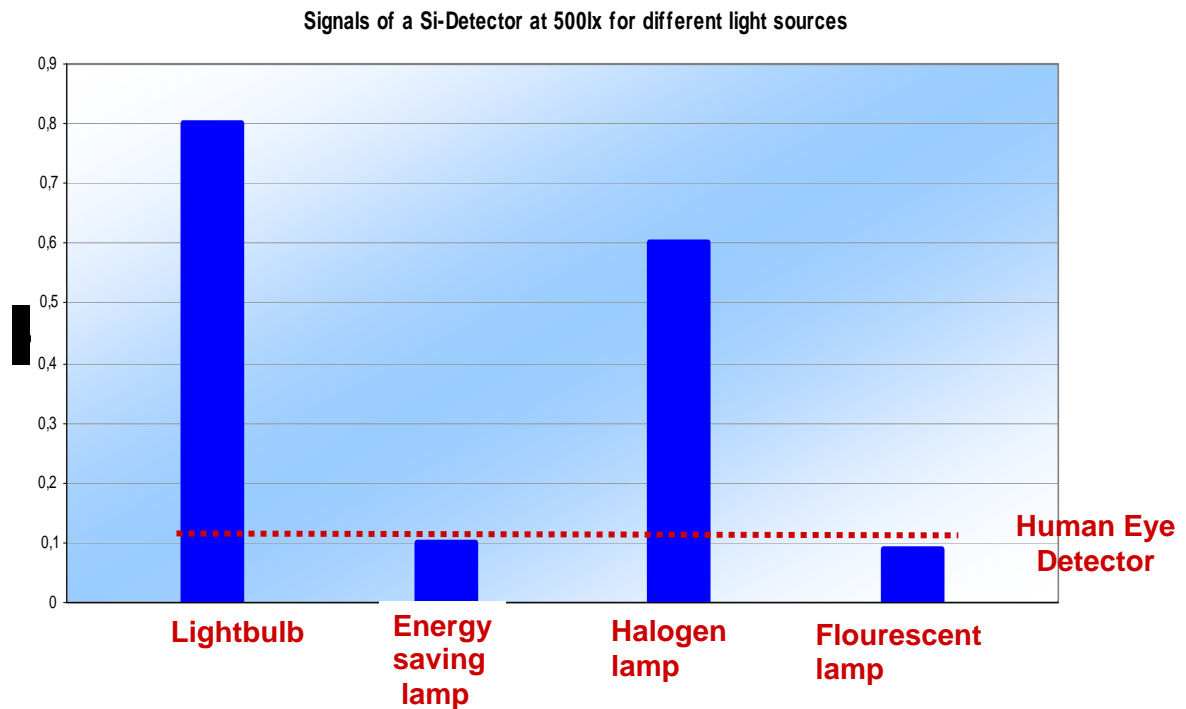


Figure 3 Signals received by a Si-Photo detector for different light sources at the same brightness compared to a detector with perfect human eye characteristics

Because the IR portion of the spectral sensitivity of ambient light sensors is greatly reduced compared to Si-Photo detectors (see **Figure 1**), they are less sensitive to the effects of different lamps. **Figure 4** shows the signals of an ambient light sensor received from different lamps compared to the signals standard photo detector. The

errors that are made are greatly reduced.

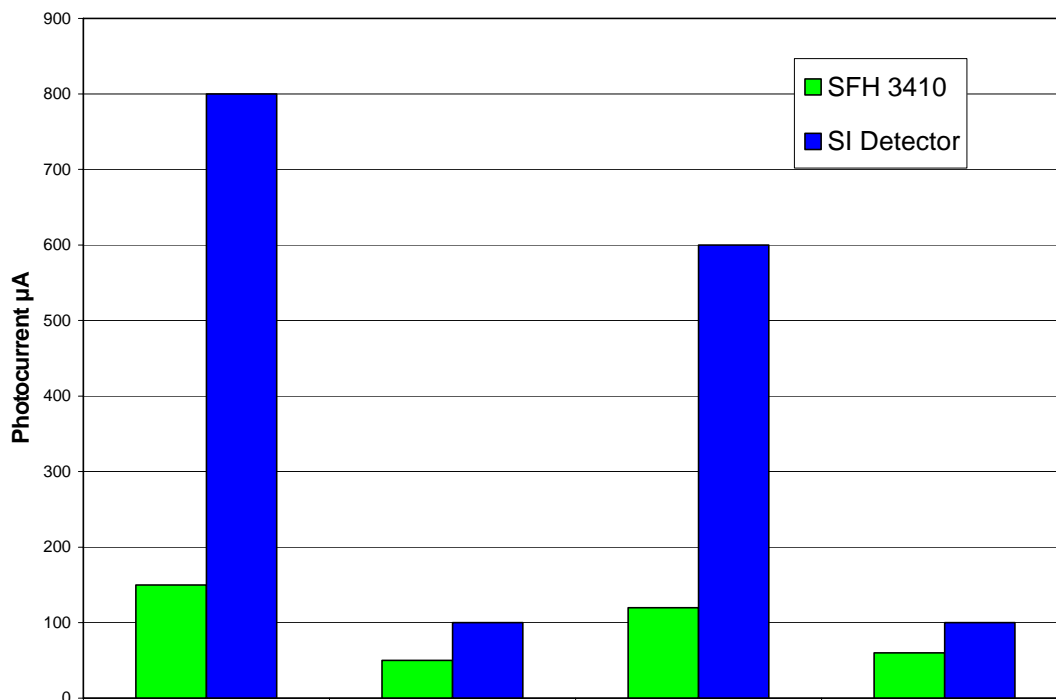


Figure 4 Signals received by a standard photo detector and an ambient light sensor for different light sources.

Operation of the ambient light sensors SFH 3410 and SFH 3710⁽¹⁾

Both, SFH 3410 and SFH 3710 are Silicon Phototransistors. Their output signal is an analog photocurrent I_{pce} which is proportional to the incident light level. (**Figure 5**)

(1): SFH 3710 and SFH 3410 have similar electrical and optical characteristics. All information in this paragraph is valid for both devices

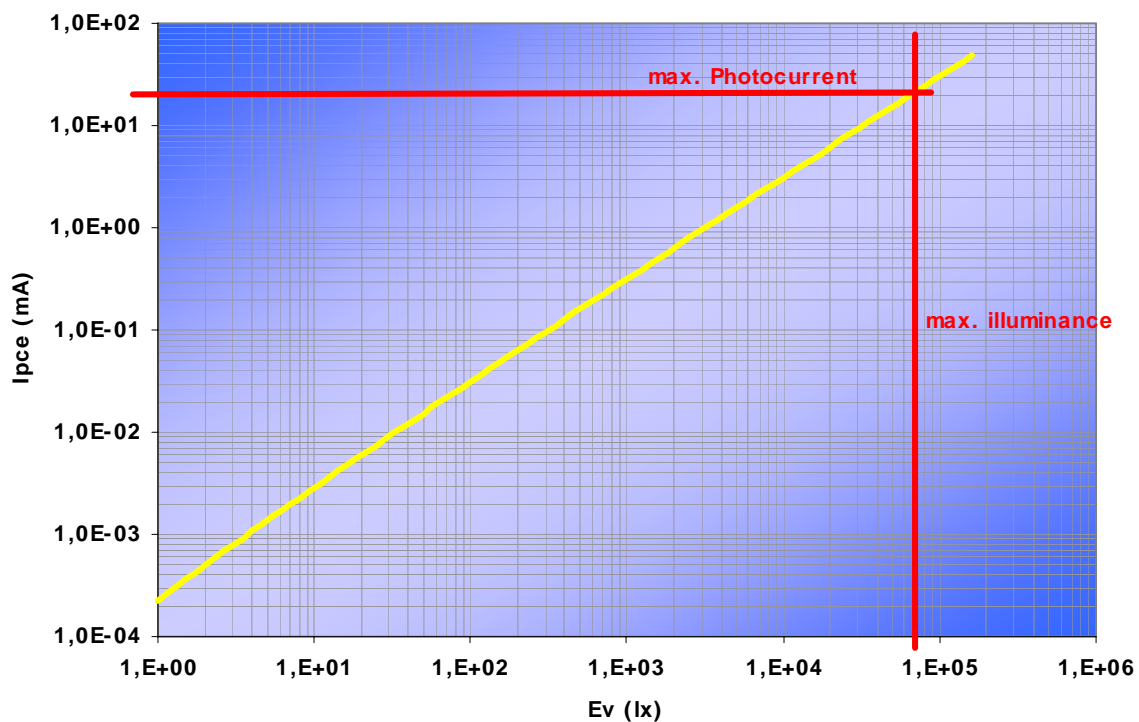


Figure 5 Output signal I_{pce} of SFH 3410 and SFH 3710 versus Illuminance.

Due to manufacturing process different phototransistors will give different outputs for the same illuminance. To account for this, OSRAM offers the designer a choice of binning options. **Table 2** gives a summary of the binning options for the SFH 3410 and SFH 3710

SFH 3410	I_{pce} @ 20lx [μ A]	SFH 3710	I_{pce} [μ A] @ $E_e = 10 \mu\text{W}/\text{cm}^2$, $\lambda = 560\text{nm}$
SFH 3410-1	3.2 ... 6.3	SFH 3710-2	2.5 ... 5
SFH 3410-2	5 ... 10	SFH 3710-3	4 ... 8
SFH 3410-3	8 ... 16	SFH 3710-4	6.3 ... 12.5
SFH 3410-4	12.5 ... 25		

Table 2 Sensitivity binning for SFH 3410 and SFH 3710

The phototransistors can be operated with different circuits (**Figure 6 a-c**).

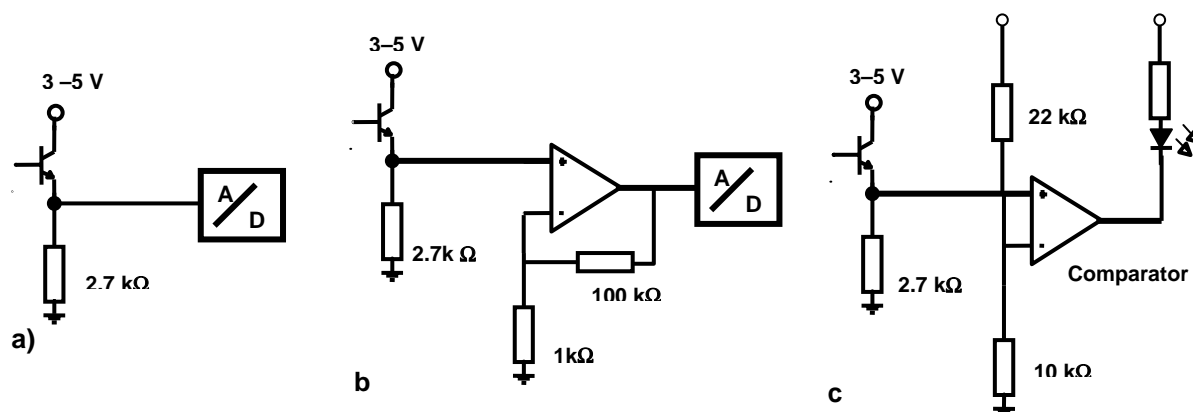


Figure 6 Different circuits for ambient light phototransistors:

- a): analog signal I_{pce} is used directly. This circuit is suitable for $E_v = 10\text{lx} \dots 1000\text{lx}$;
- b): I_{pce} is amplified. This circuit is suitable if sensor is mounted behind displays, $E_v = 0.1\text{lx} \dots 10\text{lx}$
- c): In this circuit the lightsource is controlled by a comparator.

An evaluation board with different circuits together with a detailed description of the boards can be obtained through the OSRAM OS sales representatives. The board enables the designer to test the ambient light sensor under different lighting conditions and get a feeling for its output signals under those conditions. ⁽²⁾

Features of the ambient light sensors SFH 3710 and SHF 3410

Table 3 summarizes the main features of the ambient light sensors SFH 3710 and SFH 3410. Both parts are phototransistors with ambient light characteristics. Their main differences are package and spectral sensitivity. The spectral sensitivity of the SFH 3710 is improved compared to the SFH 3410.

(2) Since ambient light sensors are used increasingly for backlight control, some LED driver suppliers have implemented an interface to an ambient light sensor into their devices.

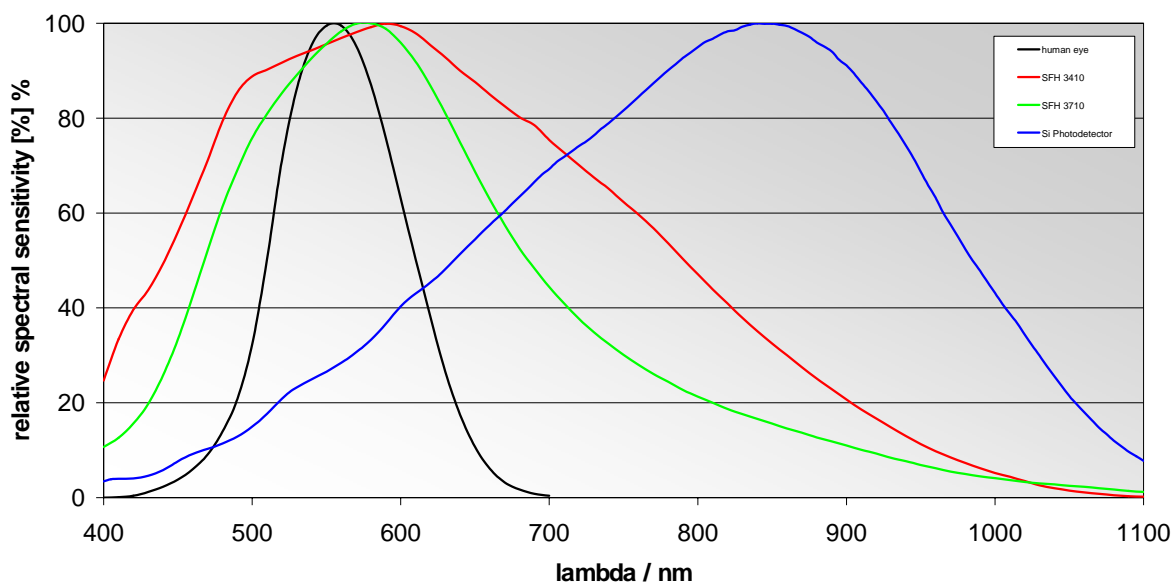




Figure 6: spectral sensitivity of SFH 3410 and SFH 3710 compared to human eyes and standard Si Photo detector

Parameter	SFH 3410	SFH 3710
		
Functionality	Phototransistor	Phototransistor
package	SmartDIL	ChipLED
Size (LxBxH)[mm]	4.6 x 2.0 x 1.1	2.0 x 1.6 x 0.8
Temperature range Top [°C]	-40 ... +100	-40 ... +85
Wavelength of max. sensitivity	560nm	560nm
Radiant sensitive Area [mm²]	0.29	0.29
Photocurrent Ipce [mA] @ Ev = 1000lx	0.5 typ.	0.5 typ.
Sensitivity Binning	Bins with +-30% sensitivity variation per bin	

For further details, please refer to the datasheets. Both devices are RoHS compliant.